

1140 RBI



EN 14439-C25
2000/14/CE



Simple setup



FM-Link



Power Control



ASsys

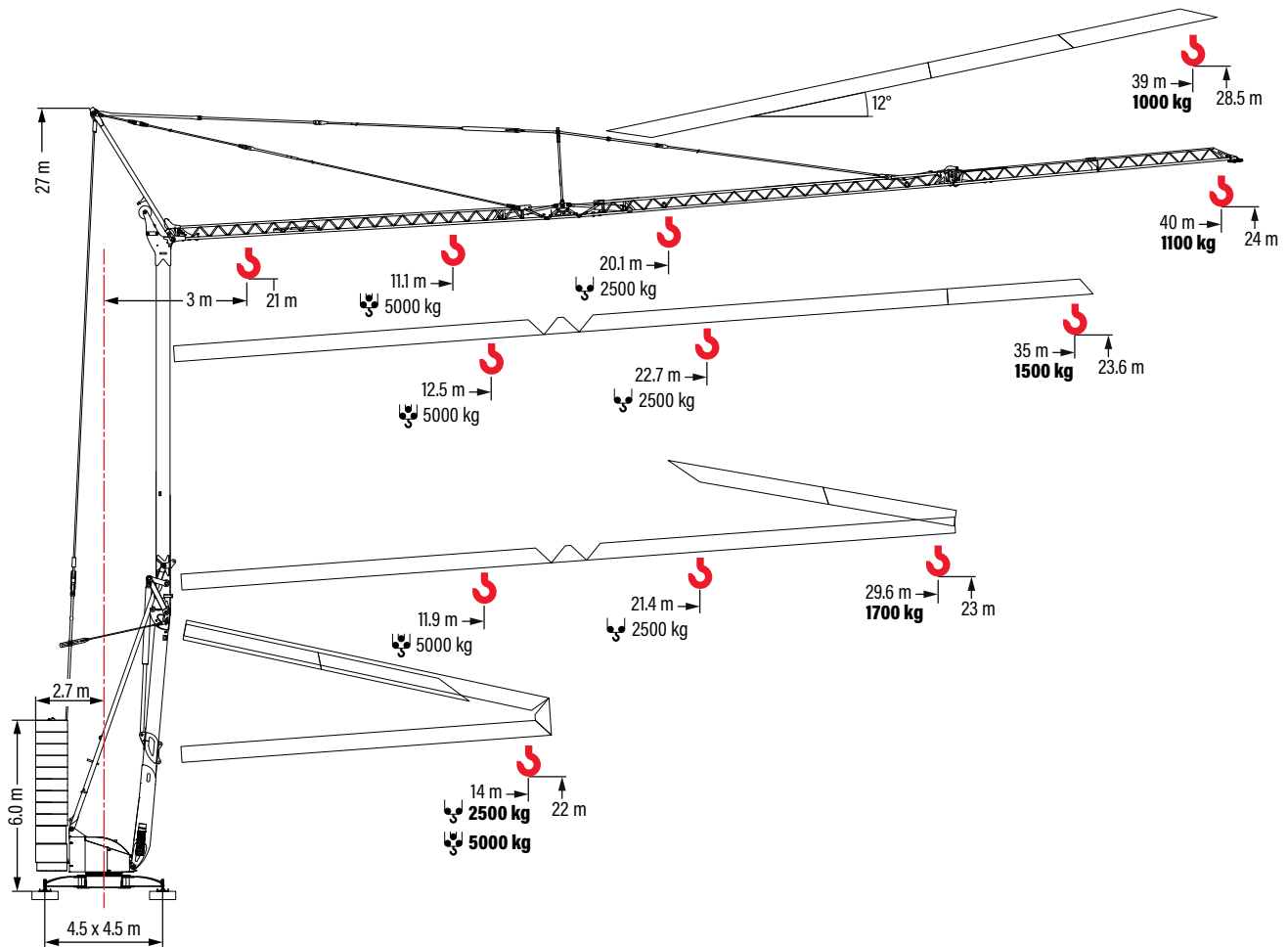


ACsys

1140 RBI

Funzionamento

Operation - Betrieb - Exploitation - Accionamiento



Pesi e reazioni

Weights and reactions - Gewichte und Reaktionen - Poids et réactions - Pesos y reacciones

- Reazioni in servizio
Reactions in service
Reaktionskräfte in Betrieb
Réactions en service
Reacciones en servicio
- Reazioni fuori servizio
Reactions out of service
Reaktionskräfte außer Betrieb
Réactions hors service
Reacciones fuera de servicio

9 x 2400 kg	18 x 1250 kg
2 x 1300 kg	2 x 1300 kg
2 x 2200 kg	2 x 2200 kg
Tot = 28600 kg	Tot = 29500 kg

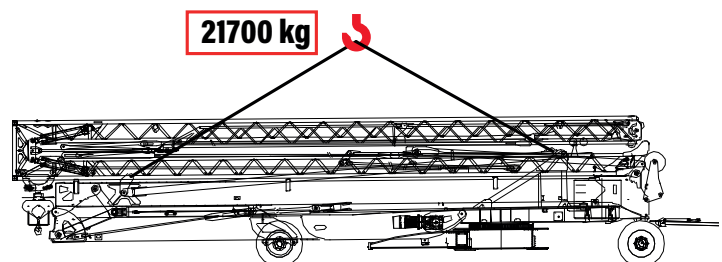
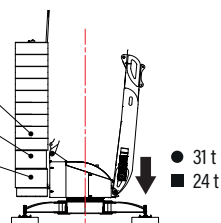


Diagramma di portate

Load diagram - Lastkurven - Courbes de charges - Curvas de cargas

5°

	m	3	12	14	16	18	20	22	24	26	28	29.6	30	32	34	35	36	38	40
40.0 m	2500 kg - 20.1 m	kg	2500					2250	2030	1840	1690	1580	1550	1440	1340	1300	1250	1170	1100
35.0 m	2500 kg - 22.7 m	kg	2500						2340	2130	1950	1830	1800	1670	1550	1500			
29.6 m	2500 kg - 21.4 m	kg	2500					2410	2180	1980	1810	1700							
14.0 m	2500 kg - 14.0 m	kg	2500																

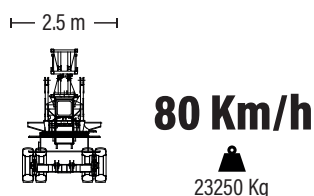
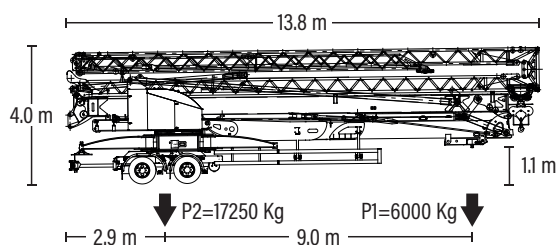
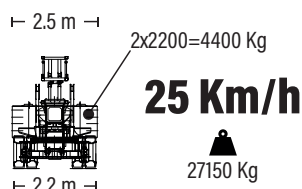
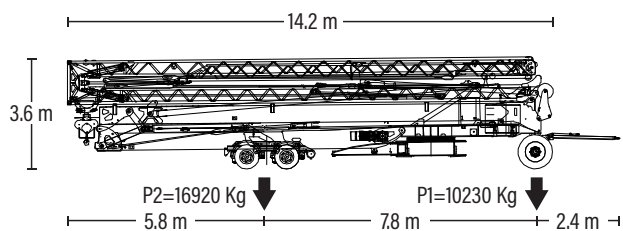
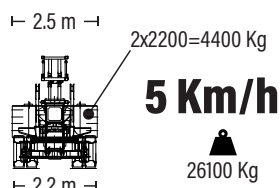
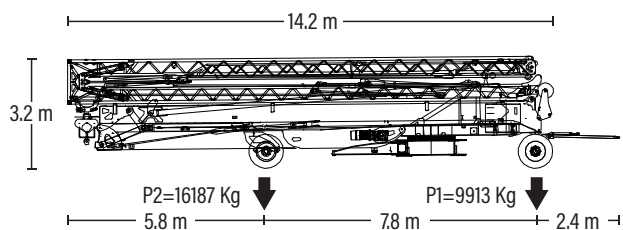
	m	3	12	14	16	18	20	22	24	26	28	29.6	30	32	34	35	36	38	40	
40.0 m	5000 kg - 11.1 m	kg	5000	4540	3730	3150	2720	2390	2120	1910	1730	1570	1470	1440	1330	1230	1190	1150	1070	1000
35.0 m	5000 kg - 12.5 m	kg	5000		4320	3660	3160	2780	2470	2220	2010	1840	1720	1690	1560	1450	1400			
29.6 m	5000 kg - 11.9 m	kg	5000		4030	3410	2950	2590	2300	2070	1880	1710	1600							
14.0 m	5000 kg - 14.0 m	kg	5000																	

12°

	m	3	39
39.0 m	1000 kg - 39 m	kg	1000

Trasporto



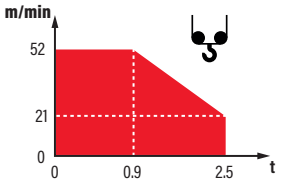
Transport - Transport - Transport - Transporte




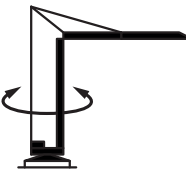
1140 RBI



Meccanismi

Mechanisms - Antriebe - mécanismes - Mecanismos

	V15.45 11 kW		m/min	4	21	42	46	52	
			t	2.5	2.5	1.25	1.1	0.9	
			m/min	2	10.5	21	23	26	
			t	5	5	2.5	2.2	1.8	

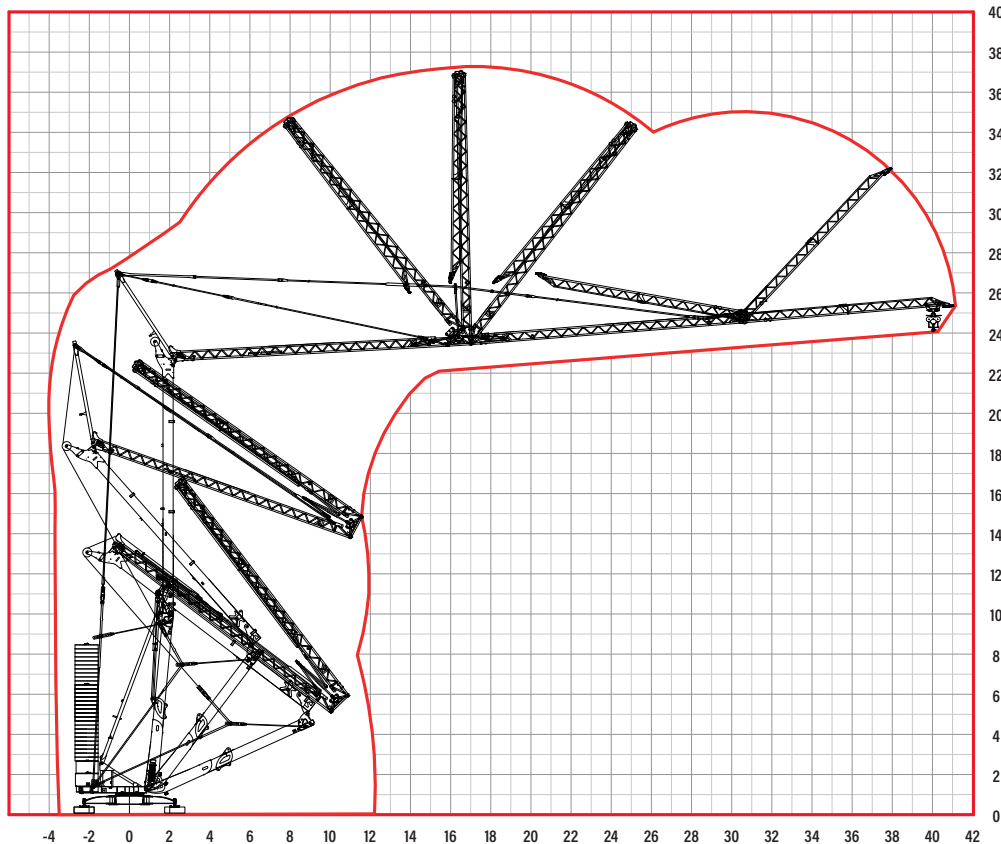
	0 <-> 44 m/min 5.5 kW
---	--------------------------

	0 <-> 0.7 rpm 3.7 kW
---	-------------------------

	400 V - 50 Hz: 25 kVA 
---	---

Montaggio

Erection- Montage - Montage - Montaje



Documento commerciale non contrattuale.
Per tutte le informazioni tecniche riferirsi alle corrispondenti istruzioni.

This commercial document is not legally binding. For any technical information, please refer to the corresponding instructions.

Unverbindliches Vertriebsdokument.
Für technische Informationen, siehe die entsprechenden Anweisungen.

Ce document commercial n'est pas juridiquement contraignant. Pour toute information technique, veuillez vous référer aux instructions correspondantes.

Documento comercial no contractual.
Para cualquier información técnica, ver la noticia correspondiente.



 Eco power: tecnologia risparmio consumi